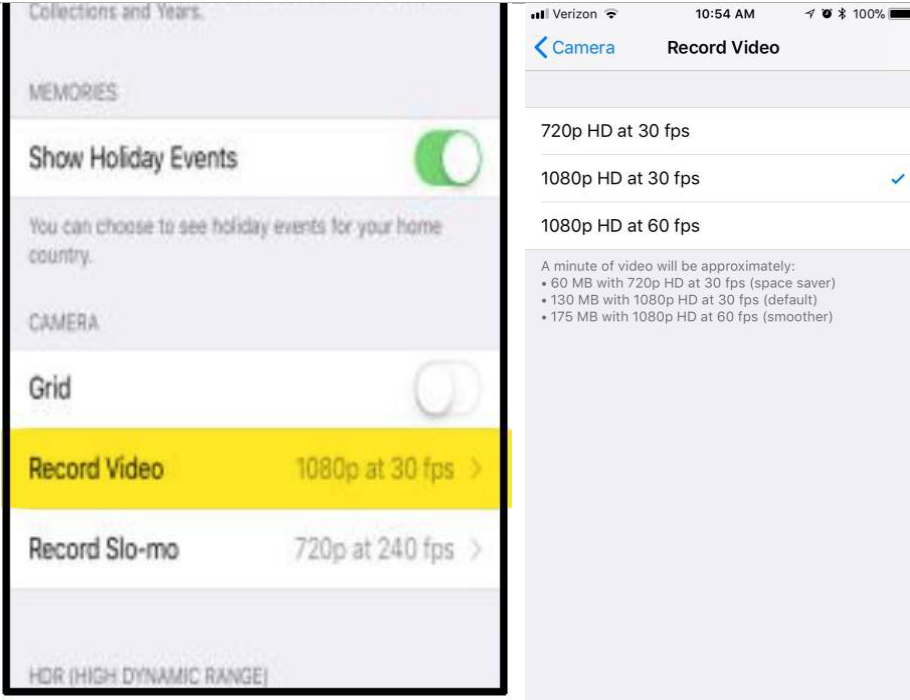


## INSTRUCTIONS:

### SET-UP

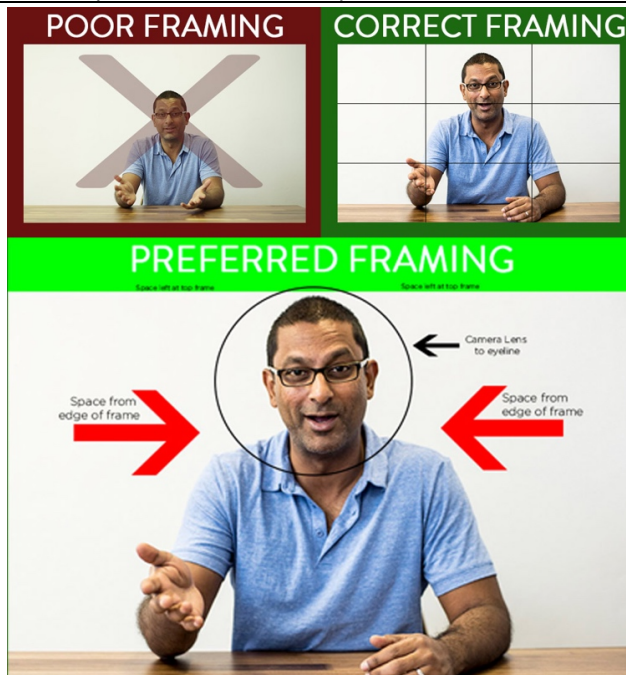
- Open the SETTINGS app
- Scroll down and click CAMERA
- Click RECORD VIDEO



- Select '1080p HD at 30 fps' (ensure there is a **checkmark** next to this selection)
- Close settings app

### BEST PRACTICES

- Have someone record you (don't record yourself)
- Reduce any background noise
  - Record indoors
  - Turn off electronics (TV, fan, radio, etc.)

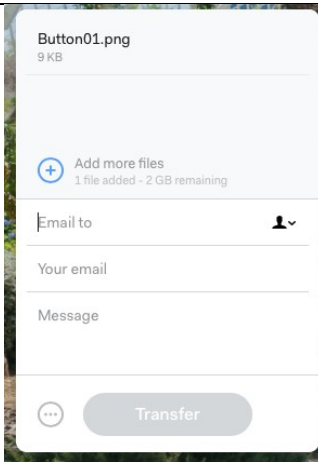


## Shooting iPhone Video & WeTransfer.com Instruction

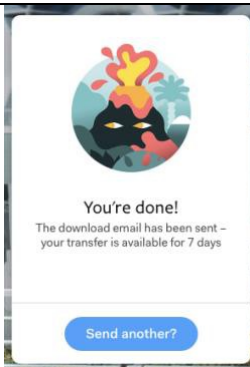
### FILE TRANSFER

Once you've saved the video files to your computer, you are ready to upload videos to ScreenPlay.

- Open the WeTransfer link – [WeTransfer.com](http://WeTransfer.com)
- Click “Take me to Free”
- Click “I Agree” to accept usage terms and utilize this free file transfer service
- Click “Add your files”
  - Click ‘Videos’ under Libraries
  - Select your video to upload, click ‘open’
- You will see your file name on the screen



- Enter **recipient** E-mail in ‘Email to’ field ([NWhite@Screen-Play.org](mailto:NWhite@Screen-Play.org) )
- Enter your E-mail address and a brief message
- Click ‘**Transfer**’
  - A transferring process animation is displayed while file is sending
  - Upload times will vary, depending on your file size, and connection speed
  - We recommend you are on a Wi-Fi connection before attempting an upload
- When your upload completes, a confirmation screen is displayed



**If you have any questions about the logistics for recording or uploading your video, please call ScreenPlay at 614-231-9010.**